




OeHI

Office of eHealth Innovation

# EHEALTH COMMISSION MEETING

HYBRID CONFERENCE

November 8, 2023



OeHI

Office of eHealth Innovation

NOTE:

NEW ZOOM WEBINAR LINK

**DIAL IN BY PHONE:**

US: +1 719 359 4580

OR: +1 669 900 6833

WEBINAR ID: 834 3429 8716

IF YOU ARE EXPERIENCING AUDIO OR PRESENTATION DIFFICULTIES DURING THIS MEETING,

PLEASE TEXT ISSUES TO

Amanda Malloy: 440-796-8957


# November Agenda



OeHI

Office of eHealth Innovation

Title	Start	Duration
<b>Call to Order</b> <ul style="list-style-type: none"><li>Roll Call and Introductions</li><li>Approval of October Meeting Minutes</li><li>November Agenda and Objectives</li></ul> <i>Kaakpema “KP” Yelpaala, Chair</i>	12:00	5 mins
<b>Announcements</b> <ul style="list-style-type: none"><li>Opening Remarks</li><li>OeHI Updates-eHealth Commission Updates</li><li>Decision Items &amp; Action Items</li></ul> <i>Dianne Primavera, Lt. Governor and Director of the Office of Saving People Money on Health Care</i> <i>Stephanie Pugliese, Director, Office of eHealth Innovation</i> <i>All Commissioners, Advisors</i>	12:05	10 mins
<b>Rural Connectivity Program Update</b> <i>John Kennedy, Senior Project Manager, OeHI</i> <i>Stephanie Pugliese, Director, OeHI</i>	12:15	30 mins
<b>BITS Health IT Team Update</b> <i>Misgana Tesfaye, Director of the Business Innovation, Technology &amp; Security Division, Colorado Department of Human Services</i>	12:45	15 mins
<b>Public Comment Period</b>	1:00	5 mins
<b>eHealth Commission Meeting Closing Remarks</b> <ul style="list-style-type: none"><li>Open Discussion</li><li>Recap Action Items</li><li>Future Agenda Items</li><li>Adjourn Public Meeting</li></ul> <i>Kaakpema “KP” Yelpaala, Chair</i>	1:05	10 mins



OeHI

Office of eHealth Innovation

# Opening Remarks

*Dianne Primavera, Lt. Governor and  
Director of the Office of Saving People  
Money on Health Care*

## OeHI and eHealth Commission Updates

- OeHI Updates
- Commissioner Updates?

Note: If you are experiencing audio or presentation difficulties during this meeting, please text 440-796-8957



OeHI

Office of eHealth Innovation

# Rural Connectivity Program Update

*John Kennedy, Senior Project Manager, OeHI*  
*Stephanie Pugliese, Director, OeHI*

# Where We Started

2019	2021	2022	2023
<b>Baseline</b> <ul style="list-style-type: none"><li>• 49/84 CAHs and RHCs not connected to HIEs</li><li>• Non-federally certified hospitals and clinics not connected to HIEs</li><li>• Request for shared analytics</li><li>• Request for technical support</li></ul>	<b>First Connectivity Request</b> <ul style="list-style-type: none"><li>• Focus on connecting CAHs and RHCs</li><li>• Build shared analytics platform</li><li>• Begin shared technical assistance program</li><li>• Funds available July 2021</li><li>• \$6,498,000 approved</li></ul>	<b>Second Connectivity Request</b> <ul style="list-style-type: none"><li>• Focus on connecting independent providers</li><li>• Less focus on higher federal match- need to invest in upgrading outdated systems</li><li>• Funds available July 2022</li><li>• \$11,968,975 approved</li></ul>	<b>First Sustainability Request</b> <ul style="list-style-type: none"><li>• Focus on funding to maintain connectivity</li><li>• Funds Approved 2023 legislative session</li><li>• \$100,000 per CAH and \$20,000 per RHC, annually</li></ul>

*CAHs: Critical Access Hospitals*  
*RHCs: Certified Rural Health Centers*

## First Connectivity Request

- ✓ 84 identified CAHs and RHCs all connected to HIE network
- ✓ Community Analytics Platform developed and in use
- ✓ Technical assistance underway

## Second Connectivity Request

- ✓ 19/67 independent providers connected
- ✓ 4 providers in initial discussions to connect
- ✓ Technical assistance underway

## First Sustainability Request

- ✓ Rule is with the Medical Services Board for approval
- ✓ Pending approval, first payment will be issued March 1, 2024 and each subsequent payment will be annually each SFY on August 1



## Program Goals:

- Connecting providers to Colorado's Health Information Exchange
- Supporting rural providers to adopt health information, data sharing, and analytics through implementation support
- Providing analytics and tools to support emergency response, care coordination, and quality measurement.



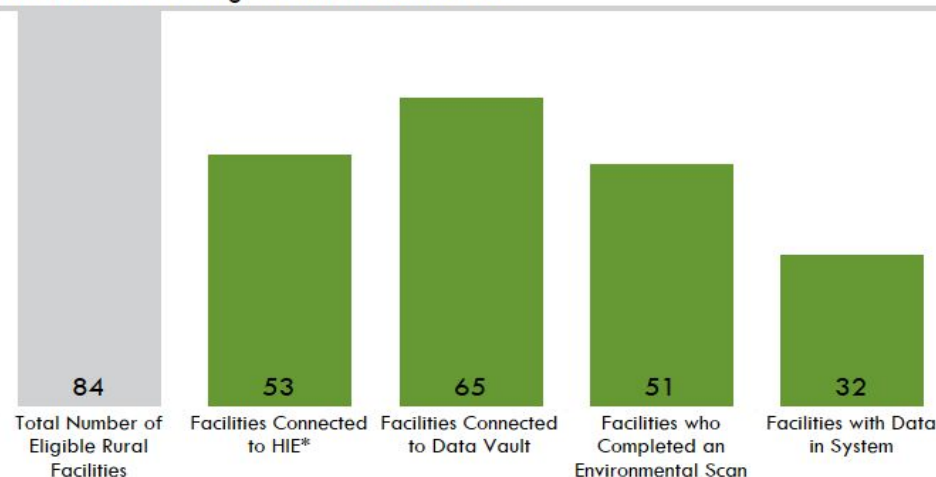
# RURAL CONNECTIVITY PROGRAM

## 2022-2023

Rural Connectivity Program, a program funded by the Office of eHealth Innovation, Department of Health Care Policy and Financing and in partnership with the Colorado Community Managed Care Network (CCMCN).

The goals are to establish a sustainable model for rural connectivity, including connecting providers to Colorado's Health Information Exchanges, supporting rural providers to adopt health information, data sharing and analytics/tools to support care coordination and quality measurement.

Total Number of Eligible Rural Facilities: 84



\*31 rural facilities were already connected to the HIE prior to the start of the Rural Connectivity Program



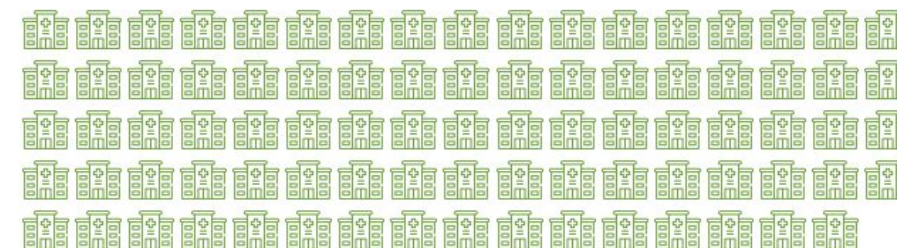
COLORADO  
RURAL HEALTH  
CENTER

CCMCN

contexture  
Creating connections, improving lives.

QUALITY  
HEALTH  
NETWORK

**100%** (84 out of 84) of Rural Health Facilities are **Connected** with Health Information Exchange



Of the **84** eligible rural facilities, **31** were already connected to the Health Information Exchange (HIE), **53** additional facilities were connected for a total of **84** facilities connected to the health information exchange (HIE), **65** were connected to CRHC's Data Vault, **51** completed an environmental scan, **32** have data in the system, and **22** completed a workflow activity.

**DEDICATED FUNDS: \$11,858,563.00**

**LIVES ATTRIBUTED TO RURAL PROVIDERS: 170,602**

**TOTAL NUMBER OF CASES IN THE CRHC DATA VAULT: 1.6 Million**

# Why this program, Why now?



- Equity
- Access
- Affordability
- % of Medicare and Medicaid patients



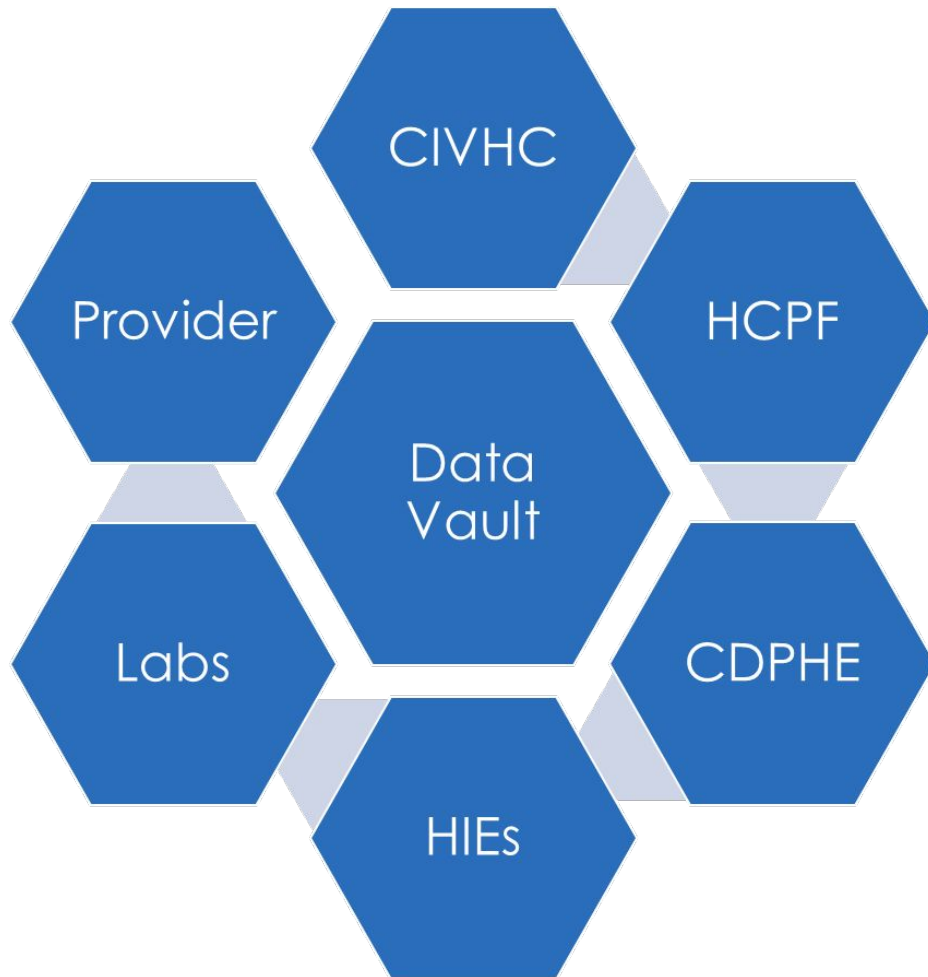
Alignment  
with the OeHI  
Roadmap



## Addressing Interoperability

- Data Vault access - 68 (81%)
- Data in the system - 30 (36%)
- Workflow completed - 22 (26%)

1. **Synergy of data and information to help providers:**
  - a. Reduce unnecessary Emergency Department (ED) admissions
  - b. Analyze trends on healthcare costs
  - c. Review their patient population health information
  - d. Review trends for quality improvement
2. **FREE access to Claims Analytic Reports** that can be utilized to look at aggregate-level data for their respective organization.
3. Providers can view their attributed patients and review ED & inpatient visits, pharmacy claims, utilization, costs and much more.



The Data  
Vault  
Ecosystem

## Standard Reports

- Admission, Discharge Transfer Summary
- Current and Historical Attribution
- Covid 19 Reports
  - HIE Activity
  - Patient Management
  - Trends and Distribution

## Phase 1 Reports

- Detailed Finance and Utilization
- Financial Summary
- Patient Episodes
- Facility Claims Analysis
- ED Visits
- Pharmacy Claims
- Pharmacy Cost and Generic Use
- Contract Summary (cost, risk, quality metrics)
- Wellness Visit Summary
- Risk Analysis
- Care Coordination Analysis
- Actual vs Expected Costs
- Chronic Condition Trending

## Rural Community Requested Reports

- Cancer
- Diabetes
- COVID-19 Vaccination tracker
- Outmigration - showcases patients who are receiving services at facilities other than their attributed clinic.
- Overlap - highlights patients that are exclusive or overlap (shared with other RHCs, CAHs or FQHCs).
- Childhood Immunization Report - currently not in production but goes live on the 15<sup>th</sup> of November



# Cancer Report - Screenings

Allows users to filter based on the most recent screening date. Note: Most recent screening date is limited to data sources available.

Screen Eligible based on recommendations

Cancer Type members are being screened for

Screening Method used. Ex. PSA or HPV Test



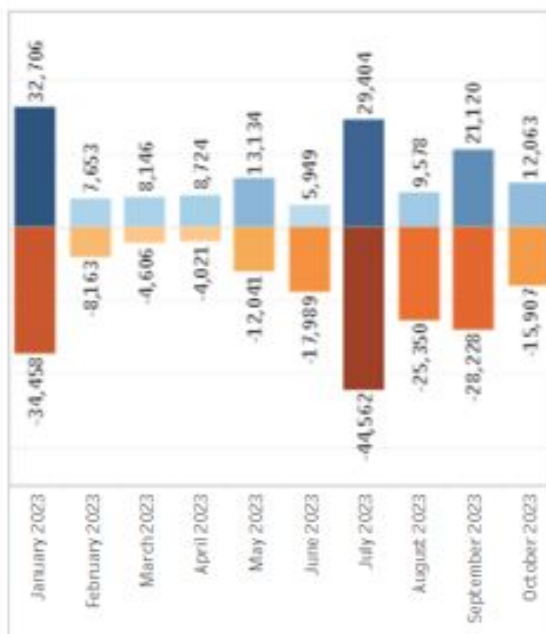
Insights into screening rates and the total number of members who have been screened for respective cancers.

Monthly Attribution Enrollment Trends  
 Currently Attributed  
 Public Health Emergency Unwind Roster Impacts  
 Monthly Enrollment Churn

Mapped Network: (All)  
 RAE: (All)  
 Mapped PCMP: (All)  
 Clinic Location: (All)

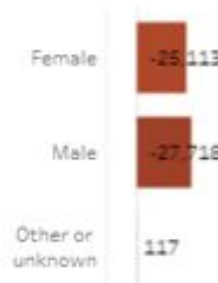
April 2023 Roster Count	October 2023 Roster Count	Roster Difference From April	% Roster Change From April	Members Dropped Since April	% Members Dropped From April
501,004	448,175	-52,829	-10.5%	-142,402	-28.4%

### Monthly Roster Changes

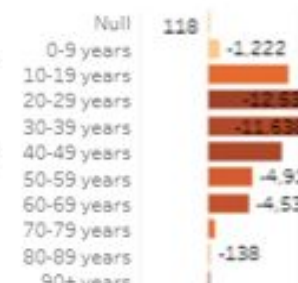


RAE	Distinct count of A...	Distinct count of ...	Change in Roster Size	% Change in Roster ..	Total Patients D...	% Patient Dropped o...	Mapped Name	Distinct count of ...	Distinct count of ...	Change in Roster Si...	% Change in Roster ..	Total Patients ..	% Patient Dropped ..
	62,674	61,778	-896	-1.4%	-21,074	-33.6%		0	0	0		0	
	45,610	39,669	-5,941	-13.0%	-13,028	-28.6%		9,196	7,905	-1,291	-14.0%	-2,895	-31.5%
	109,238	99,213	-10,025	-9.2%	-33,158	-30.4%		226	179	-47	-20.8%	-85	-37.6%
	52,637	47,876	-4,761	-9.0%	-14,138	-26.9%		11,260	49,842	-11,418	-18.6%	-16,258	-26.5%
	92,932	82,373	-10,559	-11.4%	-23,016	-24.8%		1,523	1	-1,522	-99.9%	-1,609	-105.6%
	56,110	47,833	-8,277	-14.8%	-15,806	-28.2%		10,352	9,024	-1,328	-12.8%	-2,469	-23.9%
	81,803	69,433	-12,370	-15.1%	-22,513	-27.5%		291	285	-6	-2.1%	-87	-29.9%
								78,050	70,658	-7,392	-9.5%	-18,274	-23.4%
								3,410	2,930	-480	-14.1%	-929	-27.2%


### Gender



### Age Group



### Race/Ethnicity



### Marital Status




### Employment Status





## Next Quarterly Users Group meeting November 8th

- Demos of dashboards in the data vault
- Increase awareness of the Community Analytics Platform (CAP) and available reports
- Collaborate on new reporting ideas
- Increase utilization and comprehension of the CAP
- Gather feedback from users for enhancements to the platform
- Understand how organizations are using the CAP




OeHI

Office of eHealth Innovation

# BITS Health IT Team Update


*Misgana Tesfaye,  
Director of the Business Innovation, Technology & Security  
Division,  
Colorado Department of Human Services*



OeHI

Office of eHealth Innovation

# Public Comment Period



OeHI

Office of eHealth Innovation

# CLOSING REMARKS